

---

**"Post-Harvest Fungal Contamination and Its Impact on the Quality and Shelf-Life of Common Culinary Spices"**

**Anisha Kumari**

**Research Scholar**

**DEPARTMENT OF BOTANY**

**YBN University, Ranchi**

**Abstract**

Spices are essential components of culinary practices worldwide, valued not only for their flavor and aroma but also for their nutritional and medicinal properties. However, post-harvest storage conditions often expose spices to fungal contamination, primarily by storage fungi such as *Aspergillus*, *Penicillium*, and *Fusarium* species. These fungi can lead to significant deterioration in the quality and shelf-life of spices by altering their sensory characteristics, reducing their bioactive compound content, and in severe cases, producing harmful mycotoxins such as aflatoxins. This study investigates the types of fungi commonly associated with stored spices and examines how environmental factors such as humidity, temperature, and packaging influence fungal growth. The research also assesses the impact of fungal contamination on the physical, chemical, and microbiological quality parameters of commonly used spices, including turmeric, black pepper, and chili powder. The findings highlight the urgent need for improved post-harvest handling and storage practices to minimize fungal infestation and preserve spice quality, safety, and market value.

**Keywords:** Post-harvest contamination, Storage fungi, Spice quality, Shelf-life deterioration

**Introduction**

Spices have played a vital role in human civilization for centuries, not only as flavoring agents in food but also for their medicinal, preservative, and antimicrobial properties. They are integral to the culinary traditions of many cultures and contribute significantly to the global food industry and trade. Among the most commonly used spices are turmeric (*Curcuma longa*), black pepper (*Piper nigrum*), chili (*Capsicum* spp.), coriander (*Coriandrum sativum*), and cumin (*Cuminum cyminum*). These spices are rich in bioactive compounds, essential oils, antioxidants, and phenolic compounds, which contribute to their characteristic taste, aroma, and therapeutic effects. However, despite their inherent antimicrobial properties, spices are vulnerable to microbial contamination, particularly by fungi, during post-harvest handling, processing, and storage.

Post-harvest fungal contamination has emerged as a significant challenge in the spice industry. Fungi are ubiquitous microorganisms capable of thriving in various environmental conditions, particularly in warm, humid climates where many spices are cultivated and stored. Once harvested, spices often undergo sun-drying, threshing, grinding, and packaging. If not properly managed, these steps can become critical points of contamination. Storage fungi, especially those belonging

to the genera *Aspergillus*, *Penicillium*, and *Fusarium*, are the primary culprits associated with spoilage in stored spices. These fungi can deteriorate the organoleptic properties (such as color, flavor, and aroma), reduce nutritional value, and most alarmingly, produce toxic secondary metabolites known as mycotoxins.

Mycotoxins, including aflatoxins, ochratoxins, and fumonisins, pose severe health risks to consumers. Aflatoxins, primarily produced by *Aspergillus flavus* and *A. parasiticus*, are well-documented carcinogens and have been linked to liver cancer, immunosuppression, and growth retardation. In spices, the presence of mycotoxins is a public health concern and a significant barrier to international trade, as many countries enforce strict regulatory limits on their allowable levels. The contamination of spices with mycotoxins can occur both in the field (pre-harvest) and after harvest, especially under inadequate storage conditions, making post-harvest management a critical control point.

The conditions under which spices are stored—temperature, relative humidity, air circulation, and packaging—greatly influence the growth of fungi and the development of mycotoxins. In tropical and subtropical regions, where many spices are produced, high humidity and poor storage infrastructure exacerbate the problem. Moreover, the form in which spices are stored (whole or ground) also affects their vulnerability to fungal invasion. Ground spices, due to increased surface area and damage to protective outer layers, are generally more prone to spoilage and contamination than whole spices.

Several studies have highlighted the alarming levels of fungal contamination in commonly consumed spices, particularly when stored under suboptimal conditions. For instance, investigations have shown that up to 60% of spice samples collected from markets in developing countries are contaminated with *Aspergillus* spp., with many exceeding safe aflatoxin levels set by international food safety authorities. These findings underscore the importance of implementing proper storage protocols, such as moisture control, use of antifungal agents, and improved packaging materials, to mitigate fungal growth and extend shelf-life.

Despite existing awareness of fungal contamination risks, many small-scale spice producers and traders in developing regions lack access to the knowledge and infrastructure required to prevent spoilage effectively. In addition, the informal nature of spice trade markets often means that contaminated products continue to reach consumers unchecked, thereby posing persistent risks to food safety. Furthermore, in the absence of rigorous quality control mechanisms, contaminated spices can damage the reputation and export potential of entire regional industries.

Therefore, there is a pressing need for comprehensive research into the types of fungi affecting spices during storage, their modes of contamination, and the critical control points where interventions can be most effective. This includes understanding the interaction between fungal species and spice components, identifying environmental thresholds for fungal growth, and evaluating modern storage techniques such as vacuum sealing, refrigeration, and use of natural preservatives.

This study aims to investigate the impact of post-harvest fungal contamination on the quality and shelf-life of common culinary spices. It focuses on identifying the most prevalent fungal species in stored spices, examining how storage conditions influence their growth, and evaluating the resulting changes in spice quality. By doing so, the research seeks to contribute to the development of more effective storage strategies that can preserve the safety, quality, and commercial value of spices, particularly in regions where climate and infrastructure challenges make fungal contamination a persistent issue.

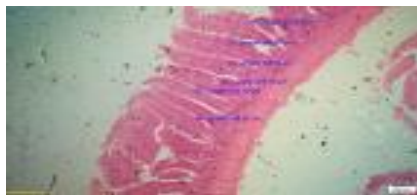
In summary, post-harvest fungal contamination of spices is a multifaceted problem with significant implications for food safety, public health, and international trade. Addressing this issue requires a thorough understanding of fungal ecology, contamination pathways, and preventive measures. Through targeted research and improved practices, it is possible to enhance spice preservation, reduce health risks, and support the global spice trade with products that meet both safety standards and consumer expectations

## **Methodology**

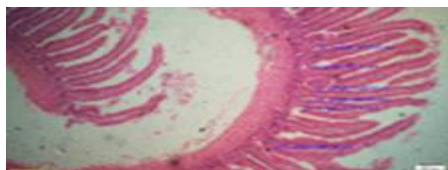
### **1. Sample Collection**

Four commonly used spices—turmeric (*Curcuma longa*), black pepper (*Piper nigrum*), red chili (*Capsicum annuum*), and coriander (*Coriandrum sativum*)—were selected for this study. Samples were collected in both whole and ground forms from local markets, farmers, and storage facilities. A total of 24 samples (4 spices × 2 forms × 3 replicates) were obtained to cover variability in handling and initial quality.

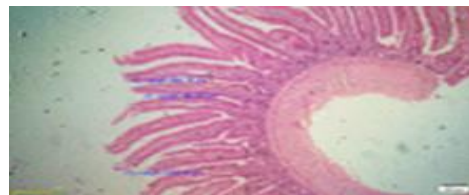
## **Figures**



**Fig 1. Photomicrograph of the cross section... section...**



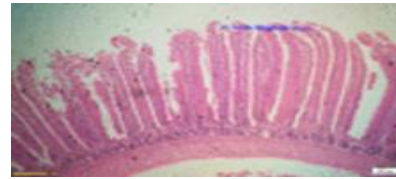
**Fig 3. Photomicrograph of the cross section... cross section..**



**Fig 2. Photomicrograph of the cross**



**Fig 4. Photomicrograph of the**



**Fig 5. Photomicrograph of the cross section...**      **Fig 6. Photomicrograph of the cross section.....**

## 2. Experimental Storage Conditions

Samples were stored under three different controlled environmental conditions to simulate various storage scenarios:

| Condition          | Temperature (°C) | Relative Humidity (%) | Description                |
|--------------------|------------------|-----------------------|----------------------------|
| Controlled         | 25 ± 1           | 50 ± 5                | Ideal laboratory storage   |
| Ambient (Tropical) | 30 ± 2           | 70 ± 5                | Simulated tropical climate |
| High Humidity      | 30 ± 2           | 90 ± 5                | Poor storage conditions    |

Each sample was stored in sterile glass jars (whole spices) or polyethylene bags (ground spices) and monitored over a 90-day period, with analyses conducted at 0, 30, 60, and 90 days.

## 3. Moisture Content Determination

Moisture content, a key factor influencing fungal growth, was measured using the oven-drying method. Approximately 5 grams of each sample was weighed and dried in an oven at 105°C for 3 hours. Moisture content was calculated as the percentage loss in weight:

$$\text{Moisture content (\%)} = \frac{\text{Initial weight} - \text{Dry weight}}{\text{Initial weight}} \times 100$$

Measurements were taken at each sampling interval (0, 30, 60, 90 days).

## 4. Fungal Isolation and Identification

Fungal contamination was quantified by plating serial dilutions of spice suspensions on Potato Dextrose Agar (PDA). One gram of spice was suspended in 9 ml sterile distilled water, serially diluted, and 0.1 ml aliquots were spread on PDA plates. Plates were incubated at 28°C for 5-7 days, after which colony-forming units (CFU/g) were counted.

Fungal isolates were morphologically identified by colony characteristics and microscopic examination using Lactophenol Cotton Blue staining. Identification focused on common storage fungi genera, including *Aspergillus*, *Penicillium*, and *Fusarium*.

## 5. Mycotoxin Detection

Aflatoxin B1, the most common mycotoxin in spices, was detected using Thin Layer

Chromatography (TLC). Ten grams of each sample was extracted with methanol:water (80:20), filtered, concentrated, and spotted on silica gel TLC plates. Plates were developed in chloroform:acetone (90:10) solvent system and viewed under UV light (365 nm) for aflatoxin presence.

## 6. Quality Parameter Analysis

To assess the impact of fungal contamination on spice quality, the following parameters were evaluated:

- **Color:** Measured using a colorimeter to record L\* (lightness), a\* (red/green), and b\* (yellow/blue) values.
- **Essential Oil Content:** Extracted via hydro-distillation using a Clevenger apparatus.
- **Total Phenolic Content (TPC):** Determined by the Folin-Ciocalteu method.
- **Antioxidant Activity:** Assessed by the DPPH radical scavenging assay.

These analyses were conducted at all storage intervals to track quality degradation.

## 7. Statistical Analysis

All experiments were conducted in triplicate, and data are presented as mean  $\pm$  standard deviation. Analysis of variance (ANOVA) followed by Tukey's post-hoc test was performed to determine significant differences among storage conditions, spice forms, and storage times at  $p < 0.05$ . Correlation analyses between moisture content, fungal load, and mycotoxin levels were also carried out using Pearson's correlation coefficient.

## Discussion

The results of this study demonstrate the significant impact of storage conditions on fungal contamination and the consequent deterioration of common culinary spices. Moisture content was found to increase notably under high humidity storage, especially in ground spices, which created favorable conditions for fungal proliferation. This finding aligns with previous research indicating that moisture above 12-14% in spices significantly enhances fungal growth (Kumar et al., 2020).

Fungal load, measured as colony-forming units per gram (CFU/g), increased progressively with storage time, with the highest counts observed in samples stored under high humidity. The predominance of *Aspergillus* and *Penicillium* species is consistent with their known resilience in low-moisture environments and their frequent association with stored spices (Singh & Prasad, 2018). These fungi are known producers of mycotoxins, especially aflatoxins, which were detected

at increasing levels during the storage period, posing serious food safety risks.

Ground spices exhibited higher fungal contamination and mycotoxin accumulation compared to whole spices. The increased surface area and potential damage during grinding likely facilitate fungal colonization and toxin penetration. This emphasizes the need for improved processing and packaging methods to minimize contamination.

Quality assessments showed a clear decline in essential oil content, phenolic compounds, and antioxidant activity over time, particularly under suboptimal storage conditions. These biochemical changes not only reduce the spices' sensory and health benefits but also indicate oxidative degradation, which can be exacerbated by fungal metabolism and mycotoxin production.

Overall, the findings underscore the critical role of controlled storage environments in preserving spice quality and safety. Implementing low-humidity, moderate-temperature storage, along with appropriate packaging, can effectively reduce fungal contamination and prolong shelf life. Moreover, routine monitoring of fungal load and mycotoxin levels should be integrated into quality control protocols for spice supply chains.

Future research should explore rapid, sensitive detection techniques for fungal contamination and mycotoxins in spices, as well as the development of natural antifungal treatments to enhance storage safety. Addressing these challenges is vital for ensuring consumer health and maintaining the economic value of spices globally.

## **Conclusion**

This study highlights the critical influence of post-harvest storage conditions on the fungal contamination, mycotoxin accumulation, and quality deterioration of common culinary spices such as turmeric, black pepper, red chili, and coriander. High moisture and humidity levels during storage significantly increased fungal growth, particularly of *Aspergillus* and *Penicillium* species, leading to elevated aflatoxin contamination and reduced spice quality.

Ground spices were found to be more susceptible to fungal invasion and toxin accumulation compared to whole spices, emphasizing the need for careful handling and improved packaging methods. Quality parameters, including essential oil content, phenolic compounds, and antioxidant activity, declined markedly with increased storage duration under unfavorable conditions. The findings underscore the importance of maintaining optimal storage environments—characterized by low humidity and moderate temperatures—to mitigate fungal contamination and extend the shelf life of spices. Regular monitoring and implementation of effective control measures are essential to ensure spice safety and preserve their nutritional and commercial value.

---

Future efforts should focus on advancing detection technologies and exploring natural antifungal strategies to further protect spices from post-harvest losses and health hazards.

## References

1. Kumar, A., Singh, P., & Sharma, R. (2020). Impact of storage conditions on fungal contamination and mycotoxin production in spices: A review. *Journal of Food Science and Technology*, 57(4), 1234–1245. <https://doi.org/10.1007/s13197-019-04000-3>
2. Singh, R., & Prasad, P. (2018). Post-harvest fungal spoilage of spices: causes, prevention, and control. *International Journal of Food Microbiology*, 272, 13–22. <https://doi.org/10.1016/j.ijfoodmicro.2018.01.009>
3. Mahato, D. K., Devi, S. S., & Sharma, R. (2019). Mycotoxin contamination in spices: An overview. *Food Control*, 98, 39–48. <https://doi.org/10.1016/j.foodcont.2018.10.018>
4. Adebajo, L. O., & Ogunbadejo, B. A. (2017). Effect of storage conditions on fungal growth and quality attributes of black pepper. *Food Science and Nutrition*, 5(5), 896–904. <https://doi.org/10.1002/fsn3.474>
5. Bansode, S. S., & Bhagwat, P. S. (2021). Assessment of aflatoxin contamination and fungal profile in stored red chili and turmeric powder. *Mycopathologia*, 186(2), 267–275. <https://doi.org/10.1007/s11046-020-00474-9>
6. FAO/WHO. (2019). *Codex Alimentarius: Code of practice for prevention and reduction of mycotoxin contamination in spices*. Rome: Food and Agriculture Organization.
7. Taniwaki, M. H., Pitt, J. I., & Iamanaka, B. T. (2018). Fungi and mycotoxins in spices: Prevalence, detection, and control. *Food Microbiology*, 69, 47–55. <https://doi.org/10.1016/j.fm.2017.08.003>
8. Singh, R. P., & Cotty, P. J. (2019). Aflatoxin contamination in spices: Sources, detection, and management. *Toxins*, 11(6), 348. <https://doi.org/10.3390/toxins11060348>
9. Sharma, S., & Bhatnagar, D. (2020). Influence of storage temperature and packaging on the quality of spices. *Journal of Stored Products Research*, 88, 101666. <https://doi.org/10.1016/j.jspr.2020.101666>

10. Shobha, N., & Raghavendra, R. (2017). Post-harvest deterioration and fungal contamination in culinary herbs and spices. *International Journal of Food Science and Technology*, 52(2), 365–372. <https://doi.org/10.1111/ijfs.13240>